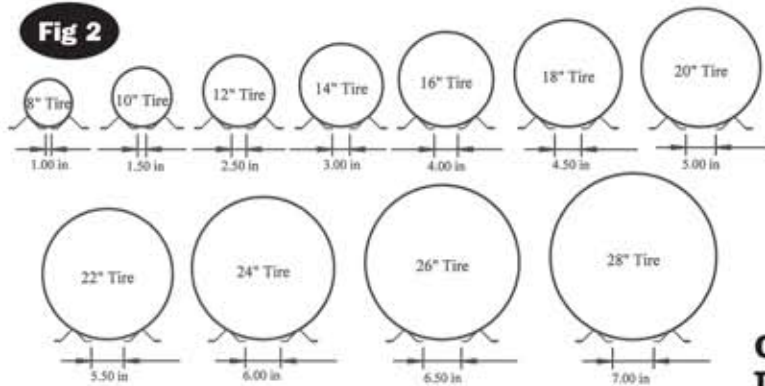
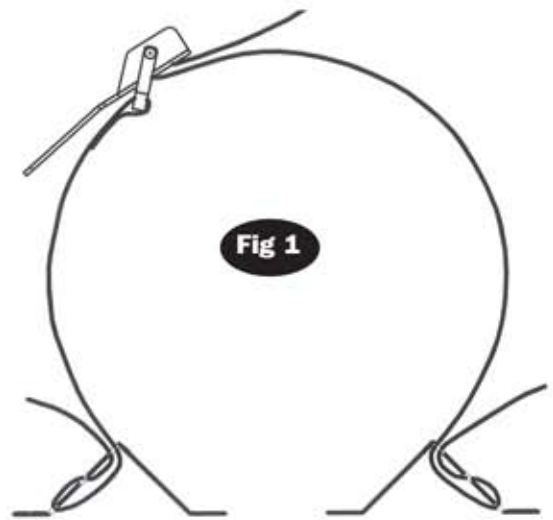
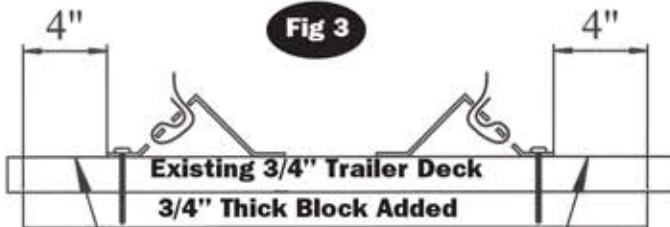


Mounting Instructions:

- Trailer Deck must be a minimum of 1 1/2" thick (See Fig 3)
- Thread strap through wheel chocks before mounting.
- Pre-drill holes with a 1/8" drill bit. See Figure 2/Figure 4 for wheel chock spacing requirements. Use all holes & screws when mounting wheel chocks. Tire should be approximately 1/4" off trailer deck when wheel chocks are properly mounted.



For trailers with decks less than 1 1/2" thick



Blocking must extend at least 4" on all sides of wheel chocks

Caution:

- **Secure at least 2 wheels** on all vehicles & equipment
- Use 1 Fastrap for every 800 lbs of vehicle weight. Example: A vehicle weighing between 1601-2400 lbs would require 3 Fastraps.
- Trailer deck & strap must be in good condition. Replace frayed straps immediately
- Trailer Deck must be a minimum of 1 1/2" thick (See Fig 3)



Green Touch Industries, Inc.
 PO Box 30614
 Palm Beach Gardens, FL 33420
 www.greentouch.com
 Customer Service: 1-800-621-6919

P/N D474,729S
 Other Patents Pending

Operating Instructions:

Thread Straps through tensioning device and wheel chocks as shown in Figure 1. The position of the tensioning device can be changed by adjusting the length of the strap at the wheel chocks. Note: Once the tensioning device is threaded there is no need to remove the strap, Just loosen and slide off the side of the wheel.

